

## Technical Data Sheet

# RAINBOW TERRA SHELTER



## Rural Tree Planting

Introducing the Rainbow Terra shelter - a revolutionary new tree shelter manufactured from UK sourced wood that biodegrades naturally in soil. 100% plant-based and non-toxic, the Rainbow Terra shelter biodegrades into healthy nutrients that will not harm the soil, freshwater systems or oceans.

The Rainbow Terra shelter has been developed to provide a 100% biodegradable tree shelter for the landscape and forestry industries. The Rainbow Terra shelter is born out of extensive research into the biodegradation release rates of plant certified pine and spruce, grown sustainably in the UK. Combining UK sourced wood with a plant-based resin creates the base composition for the Rainbow Terra shelter, a tree shelter that is biodegradable in soil.

### Benefits

- Manufactured from wood grown within the UK
- Biodegradable- the world's only independently certified, soil biodegradable tree shelter
- Robust, single wall construction to withstand the elements
- No laserline, the product will break down naturally
- Excellent light transmission
- Shaped rim to minimise stem abrasion
- Natural look and feel to complement the surrounding environment
- Multiple pre-fitted cable-tie options

SIZE	DIAMETER	NUMBER OF CABLE TIES	BOX QTY
60cm	75-100mm	1	96
120cm	75-100mm	2	48
150cm (upon request)	83-108mm	2	On request
75cm (upon request)	75-100mm	1	On request



Nest size: 4 pieces per nest

Packaging: Fully recyclable boxes

Green-tech endeavour to ensure that the information given on this technical data sheet is accurate but accept no liability for its use or suitability for any particular application.

01423 332100  
sales@green-tech.co.uk  
www.green-tech.co.uk



## Installation Guide



# RAINBOW TERRA SHELTER

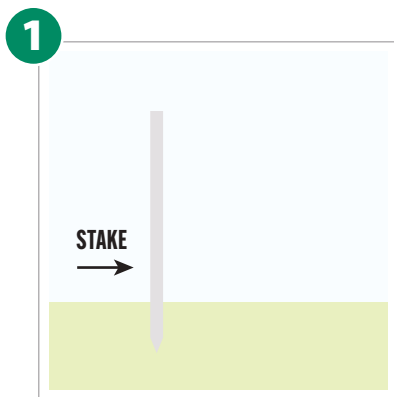
## Rural Tree Planting

To properly install the Rainbow Terra shelter, use a wooden stake; for a 60cm shelter, a stake measuring 90cm in height is recommended, while a 1.2m shelter requires a 1.35m tall stake.

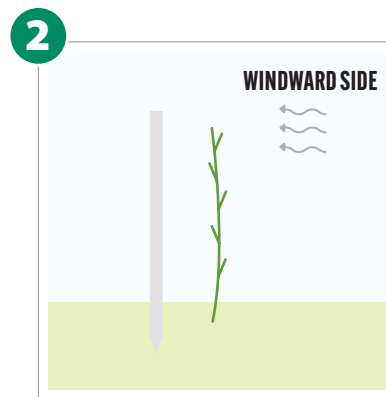
### Follow these steps for installation:

Manufactured from 100% wood and plant-based materials grown within the UK.

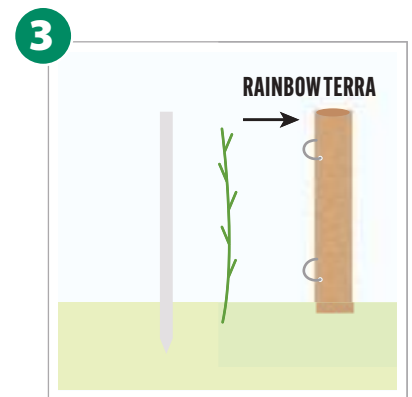
*NOTE: Do not attempt to plant if the ground is frozen or waterlogged.*



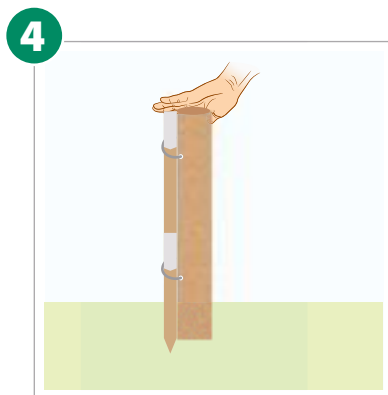
1 Screenshot the ground, then insert the stake.



2 Position the tree on the windward side of the stake.

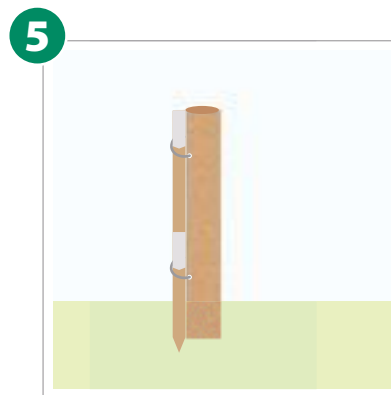


3 Install the Rainbow Terra shelter on the windward side, placing it before the stake.

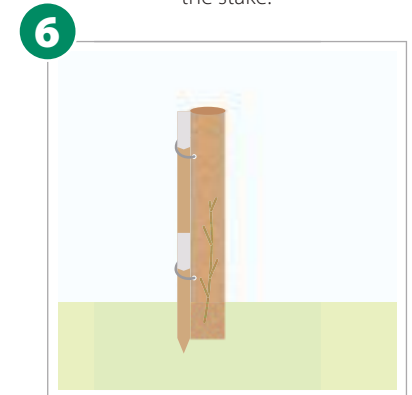


4 Gently ease the Rainbow Terra shelter into the screeded ground over the tree by 1-2 cm.

Use the flat of your hand to apply even pressure over the top aperture. This helps deter small animals from reaching the tree.



5 Fasten the ties securely but avoid overtightening to prevent undue stress on the shelter wall at the tie point.



6 Finally, check to ensure the plant inside the shelter is not caught in the bottom tie when tightening.

Green-tech endeavour to ensure that the information given on this Installation guide is accurate but accept no liability for its use or suitability for any particular application.

